

R 65.6 73.8 82.0 90.2 98.4 106.6 114.8 123.0 131.2 ft

PowerLift

PowerLift

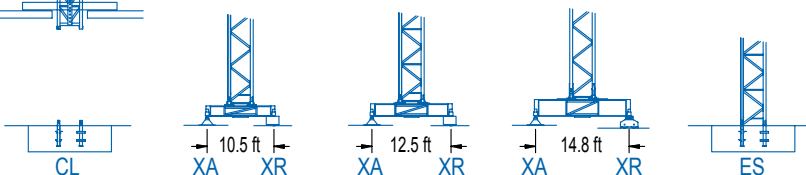
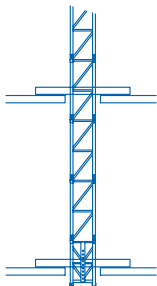
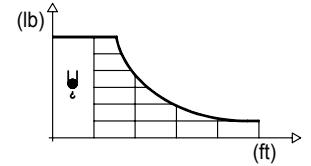


DIAGRAMA DE CARGAS

Load chart / Diagramme de charges / Lastdiagramm / Diagramma di carico / Диаграмма распределения нагрузки

R (ft)	ψ	RCmax (ft)	32.8	41.0	49.2	57.4	65.6	73.8	82.0	90.2	98.4	106.6	114.8	123.0	131.2	↔ (ft) ↓ (lb)
131.2		73.2					4,410	4,370	3,860	3,460	3,130	2,840	2,600	2,380	2,200	
123.0		74.1						4,410	3,920	3,510	3,170	2,890	2,650	2,430		
114.8		79.4						4,410	4,250	3,810	3,440	3,130	2,870			
106.6		83.0							4,410	4,010	3,640	3,310				
98.4		81.0						4,410	4,340	3,900	3,530					
90.2		80.4						4,410	4,300	3,860						
82.0		82.0						0	4,410							
73.8		73.8						4,410								
65.6		65.6					4,410									



R (ft)	ψ/ψψ	RCmax (ft)	32.8	41.0	49.2	57.4	65.6	73.8	82.0	90.2	98.4	106.6	114.8	123.0	131.2	↔ (ft) ↓ (lb)
131.2		39.4	8,820	8,420	6,810	5,690	4,850	4,210	3,680	3,280	2,930	2,650	2,380	2,180	1,980	
123.0		39.7	8,820	8,530	6,900	5,750	4,920	4,250	3,750	3,330	2,980	2,670	2,430	2,200		
114.8		42.3		8,820	7,430	6,220	5,310	4,610	4,060	3,620	3,240	2,910	2,650			
106.6		44.3		8,820	7,830	6,550	5,600	4,850	4,280	3,810	3,420	3,090				
98.4		43.3		8,820	7,610	6,350	5,420	4,720	4,140	3,680	3,310					
90.2		42.7		8,820	7,500	6,260	5,360	4,650	4,100	3,640						
82.0		43.6		8,820	7,670	6,420	5,470	4,760	4,190							
73.8		43.3		8,820	7,630	6,390	5,450	4,740								
65.6		44.0		8,820	7,720	6,440	5,510									

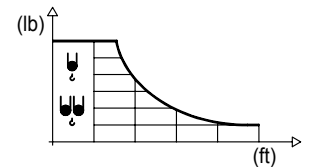
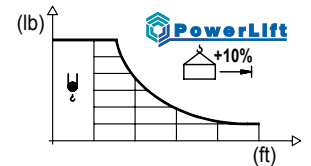


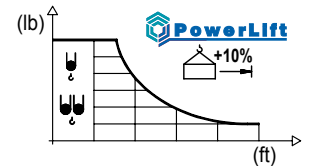
DIAGRAMA DE CARGAS POWERLIFT

Load chart PowerLift / Diagramme de charges PowerLift / Lastdiagramm PowerLift / Diagramma di carico PowerLift / Диаграмма распределения нагрузки PowerLift

R (ft)	ψ	RCmax (ft)	32.8	41.0	49.2	57.4	65.6	73.8	82.0	90.2	98.4	106.6	114.8	123.0	131.2	↔ (ft) ↓ (lb)
131.2		79.0						4,410	4,230	3,790	3,420	3,110	2,840	2,620	2,430	
123.0		80.1						4,410	4,300	3,840	3,480	3,170	2,890	2,670		
114.8		85.9							4,410	4,170	3,770	3,440	3,150			
106.6		90.2								4,410	3,990	3,640				
98.4		88.0							4,410	4,280	3,880					
90.2		87.0							4,410	4,230						
82.0		82.0							4,410							
73.8		73.8						4,410								
65.6		65.6					4,410									



R (ft)	ψ/ψψ	RCmax (ft)	32.8	41.0	49.2	57.4	65.6	73.8	82.0	90.2	98.4	106.6	114.8	123.0	131.2	↔ (ft) ↓ (lb)
131.2		42.1	8,820	7,360	6,150	5,250	4,560	4,010	3,570	3,200	2,890	2,620	2,380	2,180		
123.0		42.6	8,820	7,470	6,240	5,340	4,630	4,080	3,620	3,240	2,930	2,670	2,430			
114.8		45.6	8,820	8,070	6,750	5,780	5,030	4,430	3,950	3,550	3,200	2,910				
106.6		47.7	8,820	8,510	7,120	6,110	5,310	4,670	4,170	3,750	3,400					
98.4		46.6	8,820	8,270	6,920	5,930	5,160	4,540	4,060	3,640						
90.2		46.0	8,820	8,160	6,830	5,840	5,090	4,480	3,990							
82.0		47.0	8,820	8,380	7,010	6,000	5,220	4,610								
73.8		46.9	8,820	8,330	6,990	5,970	5,200									
65.6		47.4	8,820	8,470	7,080	6,060										



MECANISMOS

Mechanisms / Mécanismes / Antriebe / Meccanismi / Механизмы

ES3-13-10		21 hp		
740 ft				
ft/min	I	30	118	236
	II			
lb	I	4,410	4,410	2,425
	II			
ft/min	I	15	59	118
	II			
lb	I	8,820	8,820	4,850
	II			

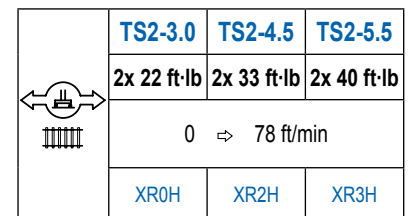
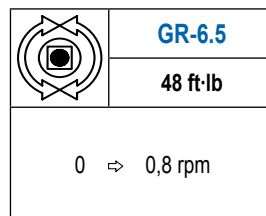
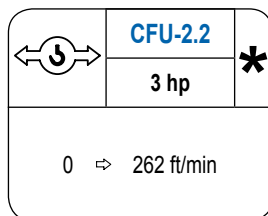
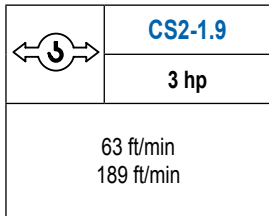
ES3-18-10		29 hp		
820 ft				
ft/min	I	39	150	299
	II			
lb	I	4,410	4,410	2,425
	II			
ft/min	I	20	75	150
	II			
lb	I	8,820	8,820	4,850
	II			

EFU2-11-10		15 hp		
740 ft				
ft/min	I	98	131	197
	II			
lb	I	4,410	3,310	2,200
	II			
ft/min	I	49	66	121
	II			
lb	I	8,820	6,610	4,410
	II			

EFU2-18-10		24 hp		
820 ft				
ft/min	I	177	230	302
	II			
lb	I	4,410	3,310	2,200
	II			
ft/min	I	88	115	151
	II			
lb	I	8,820	6,610	4,410
	II			

MECANISMOS

Mechanisms / Mécanismes / Antriebe / Meccanismi / Механизмы



POTENCIA / POWER / PUISSANCE / LEISTUNG / POTENZA / МОЩНОСТЬ				Tensión de alimentación / Operating voltage / Tension de service / Betriebsspannung / Tensione di alimentazione / Напряжение источника питания	Generador / Generator / Générateur / Generator / Генератор
Elevación / Hoist / Levage / Hub / Sollevamento / Тип механизма (подъем)	Carro / Trolley / Chariot / Laufkatze / Carrello / Грузовая тележка	Giro / Slewing / Rotation / Drehbewegung / Rotazione / Поворот	Traslación / Travel / Translation / Verfahrbewegung / Traslazione / Ход	480 V 3ph 60 Hz	90 kVA 107 kVA 48 kVA 60 kVA
ES3-13-10	CS2-1.9	GR-6.5	(2x) TS2-3.0		
ES3-18-10			(2x) TS2-4.5		
EFU2-11-10	CFU-2.2		(2x) TS2-5.5		
EFU2-18-10					

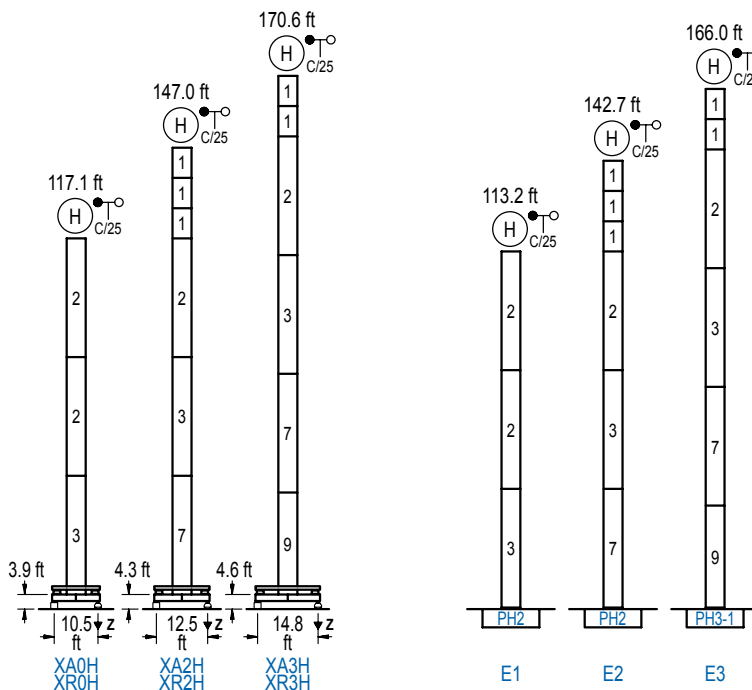
Opcional / Optional / En option / Kaufoption / Opzionale / Опционально

*

ALTURAS BAJO GANCHO

Heights under hook / Hauteurs sous crochet / Hakenhöhen / Altezza sotto gancio / Высота под крюком

∅ 3.9 ft



n°	Ref.	∅	h
1	MH111	3.9	9.8
2	MH114	3.9	38.7
3	MH114A	3.9	38.7
5	MH121	3.9	9.8
7	MH124A	3.9	38.7
9	MT123	3.9	33.1

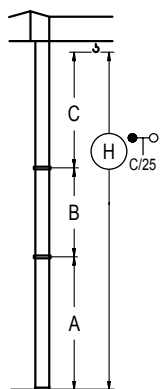
MH114 = 4x MH111 - 0.7 ft

	H = H + 0.7 ft
	H = H
	H = H
	H = H - 0.7 ft

Z máx.	En servicio / In operation / En service / In Betrieb / In servizio / При работе	XR0H... 84 kip XR2H... 95 kip XR3H... 104 kip
	Fuera de servicio / Out of service / Hors service / Ausser Betrieb / Fuori servizio / В стационарном состоянии	XR0H... 106 kip XR2H... 148 kip XR3H... 170 kip

GRÚA ARRIOSTRADA

Braced crane / Grue à entretoisement / Abgespannter Kran / Gru ancorata / Нарастиваемый кран

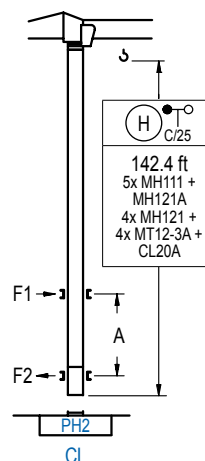


	XA0H	XA2H	XA3H
A max	101.0	130.2	153.9
B max	- 68.9	- 68.9	- 68.9
C max	89.2 89.2	89.2 89.2	89.2 89.2
H max	190.3 259.2	219.5 288.4	243.1 312.0

	E1	E2	E3
A max	97.1	126.0	149.3
B max	- 68.9	- 68.9	- 68.9
C max	89.2 89.2	89.2 89.2	89.2 89.2
H max	186.4 255.2	215.2 284.1	238.5 307.4

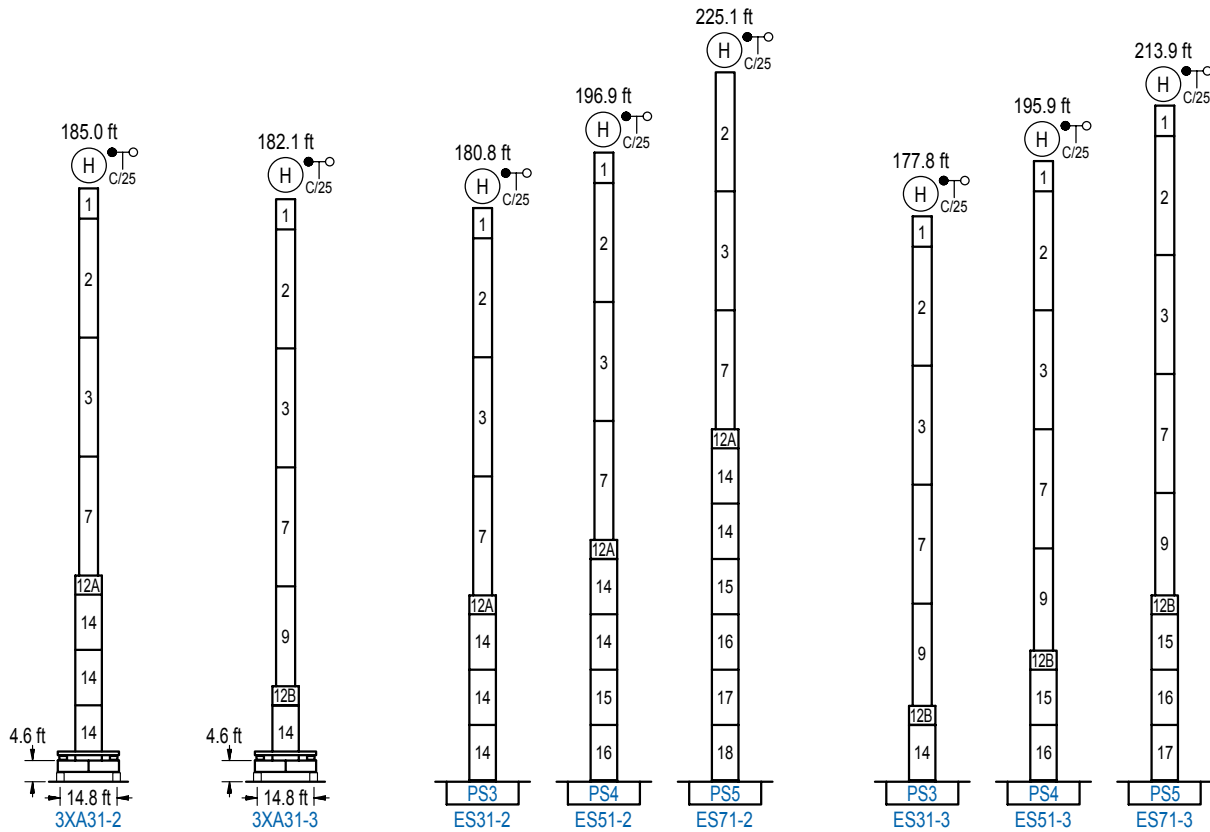
GRÚA TREPADORA

Internal climbing crane / Grue avec cage de télescopage intérieure / Kran mit klettern im Gebäude / Gru in rampante in cavedio / Кран с самоподъемом



n°	Ref.	∅	h
1	MH111	3.9	9.8
4	MH121A	3.9	9.8
5	MH121	3.9	9.8
10	MT12-3A	3.9	9.5
11	CL20A	3.9	8.5

Otras zonas de viento, alturas superiores, arriostramientos o trepado interno consultar / Other wind zones, additional hook heights, tie frames or internal climbing on request / Autres zones de vent, des hauteurs supplémentaires, entretoisements ou grues avec cage de télescopage intérieure, sur demande / Andere Windzonen, weitere Hakenhöhen, Abspannungen zum Gebäude oder Klettern im Gebäude auf Anfrage / Per zone con velocità del vento particolari, altezze superiori, ancoraggi o rampante in cavedio, consultare il fabbricante / При других ветренных зонах, при большой высоте, привязках к зданию или наращивании крана внутри здания проконсультируйтесь с нами



n°	Ref.	∅	h	n°	Ref.	∅	h	n°	Ref.	∅	h
1	MH111	3.9	9.8	12A	TMS13/PMH12	5.2	3.3	14	S13	5.2	18.0
2	MH114	3.9	38.7	12B	TMS13/PMH13	5.2	3.3	15	TS14	5.2	18.0
3	MH114A	3.9	38.7					16	S14	5.2	18.0
7	MH124A	3.9	38.7					17	TS15	5.2	18.0
9	MT123	3.9	33.1					18	S15	5.2	18.0
MH114 = 4x MH111 - 0.7 ft											

Otras zonas de viento o alturas superiores consultar / Other wind zones or additional hook heights on request / Autres zones de vent ou des hauteurs supplémentaires sur demande / Andere Windzonen oder weitere Hakenhöhen auf Anfrage / Per zone con velocità del vento particolari o altezze superiori consultare il fabbricante / При других ветренных зонах о большой высоте проконсультируйтесь с нами