

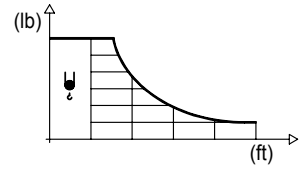
R	65.6	73.8	82.0	90.2	98.4	106.6	114.8	ft
	4,850	4,190	3,750	3,310	2,870	2,430	2,200	lb
<b>PowerLift</b>	5,340	4,610	4,120	3,640	3,150	2,670	2,430	lb
	4,630	3,970	3,530	3,090	2,650	2,200	1,980	lb
<b>PowerLift</b>	5,090	4,370	3,880	3,400	2,910	2,430	2,180	lb

(H) (J) = H - 1.6 ft

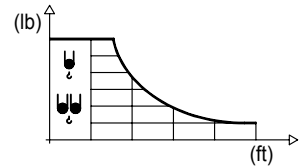
## DIAGRAMA DE CARGAS

Load chart / Diagramme de charges / Lastdiagramm / Diagramma di carico / Диаграмма распределения нагрузки

R (ft)	ψ	RCmax (ft)	24.6	32.8	41.0	49.2	57.4	65.6	73.8	82.0	90.2	98.4	106.6	114.8	↔ (ft) ↓ (lb)
114.8		52.8				5,510	5,000	4,300	3,750	3,310	2,950	2,670	2,430	2,200	
106.6		52.8				5,510	5,030	4,300	3,770	3,330	2,980	2,670	2,430		
98.4		56.1				5,510	5,360	4,610	4,010	3,550	3,170	2,870			
90.2		57.7					5,510	4,780	4,170	3,700	3,310				
82.0		58.4					5,510	4,850	4,230	3,750					
73.8		58.1					5,510	4,780	4,190						
65.6		58.7					5,510	4,850							



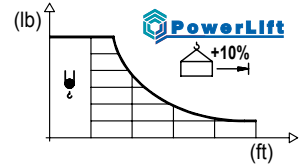
R (ft)	ψ/ψψ	RCmax (ft)	24.6	32.8	41.0	49.2	57.4	65.6	73.8	82.0	90.2	98.4	106.6	114.8	↔ (ft) ↓ (lb)
114.8		28.5	11,020	9,410	7,250	5,860	4,870	4,140	3,570	3,130	2,760	2,450	2,200	1,980	
106.6		28.5	11,020	9,440	7,280	5,860	4,870	4,140	3,570	3,130	2,760	2,470	2,200		
98.4		30.2	11,020	10,010	7,740	6,240	5,200	4,430	3,810	3,350	2,980	2,650			
90.2		31.2	11,020	10,360	8,000	6,460	5,380	4,590	3,970	3,480	3,090				
82.0		31.5	11,020	10,470	8,090	6,550	5,450	4,650	4,010	3,530					
73.8		31.2	11,020	10,360	8,000	6,460	5,380	4,590	3,970						
65.6		31.5	11,020	10,450	8,070	6,530	5,450	4,630							



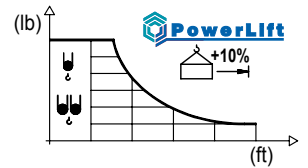
## DIAGRAMA DE CARGAS POWERLIFT

Load chart PowerLift / Diagramme de charges PowerLift / Lastdiagramm PowerLift / Diagramma di carico PowerLift / Диаграмма распределения нагрузки PowerLift

R (ft)	ψ	RCmax (ft)	24.6	32.8	41.0	49.2	57.4	65.6	73.8	82.0	90.2	98.4	106.6	114.8	↔ (ft) ↓ (lb)
114.8		56.9					5,510	4,700	4,100	3,620	3,240	2,910	2,650	2,430	
106.6		57.2					5,510	4,720	4,120	3,640	3,260	2,930	2,670		
98.4		60.6					5,510	5,030	4,410	3,900	3,480	3,150			
90.2		62.7					5,510	5,250	4,590	4,060	3,640				
82.0		63.5					5,510	5,310	4,650	4,120					
73.8		63.0					5,510	5,270	4,610						
65.6		63.7					5,510	5,340							



R (ft)	ψ/ψψ	RCmax (ft)	24.6	32.8	41.0	49.2	57.4	65.6	73.8	82.0	90.2	98.4	106.6	114.8	↔ (ft) ↓ (lb)
114.8		30.6	11,020	10,160	7,850	6,330	5,270	4,500	3,880	3,400	3,020	2,690	2,430	2,180	
106.6		30.6	11,020	10,190	7,870	6,350	5,290	4,500	3,900	3,420	3,020	2,690	2,430		
98.4		32.3	11,020	10,850	8,380	6,790	5,670	4,830	4,190	3,660	3,260	2,910			
90.2		33.4	11,020	10,850	8,710	7,050	5,890	5,030	4,370	3,840	3,400				
82.0		33.8	11,020	10,820	8,820	7,140	5,950	5,090	4,410	3,880					
73.8		33.5	11,020	10,820	8,730	7,050	5,910	5,030	4,370						
65.6		33.8	11,020	10,820	8,820	7,140	5,970	5,090							



## MECANISMOS

Mechanisms / Mécanismes / Antriebe / Meccanismi / Механизмы

ES3-18-12		29 hp		
820 ft				
	I	II	III	
ft/min	32	126	252	
lb	5,510	5,510	2,870	
	I	II	III	
ft/min	16	63	126	
lb	11,020	11,020	5,730	

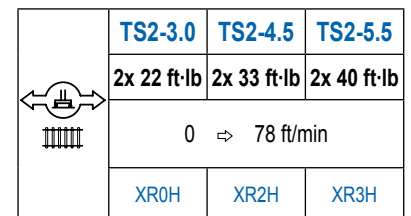
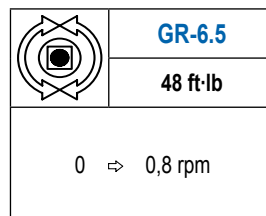
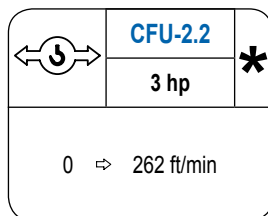
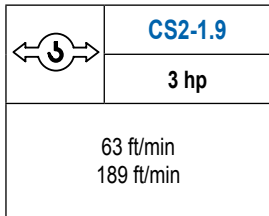
ES3-13-12		21 hp		
740 ft				
	I	II	III	
ft/min	24	94	189	
lb	5,510	2,500	2,870	
	I	II	III	
ft/min	12	47	94	
lb	11,020	11,020	5,730	

EFU2-18-12		24 hp		
820 ft				
	I	II	III	
ft/min	138	164	197	243
lb	5,510	4,410	3,310	2,200
	I	II	III	
ft/min	68	82	88	121
lb	11,020	8,820	6,610	4,410

EFU2-11-12		15 hp		
740 ft				
	I	II	III	
ft/min	79	88	131	164
lb	5,510	4,410	3,310	2,200
	I	II	III	
ft/min	39	44	66	82
lb	11,020	8,820	6,610	4,410

## MECANISMOS

Mechanisms / Mécanismes / Antriebe / Meccanismi / Механизмы



POTENCIA / POWER / PUISSANCE / LEISTUNG / POTENZA / МОЩНОСТЬ				Tensión de alimentación / Operating voltage / Tension de service / Betriebsspannung / Tensione di alimentazione / Напряжение источника питания	Generador / Generator / Générateur / Generator / Генератор
Elevación / Hoist / Levage / Hub / Sollevamento / Тип механизма (подъем)	Carro / Trolley / Chariot / Laufkatze / Carrello / Грузовая тележка	Giro / Slewing / Rotation / Drehbewegung / Rotazione / Поворот	Traslación / Travel / Translation / Verfahrbewegung / Traslazione / Ход	480 V 3ph 60 Hz	107 kVA 90 kVA 60 kVA 48 kVA
ES3-18-12	CS2-1.9	GR-6.5	(2x) TS2-3.0		
ES3-13-12			(2x) TS2-4.5		
EFU2-18-12	CFU-2.2		(2x) TS2-5.5		
EFU2-11-12					

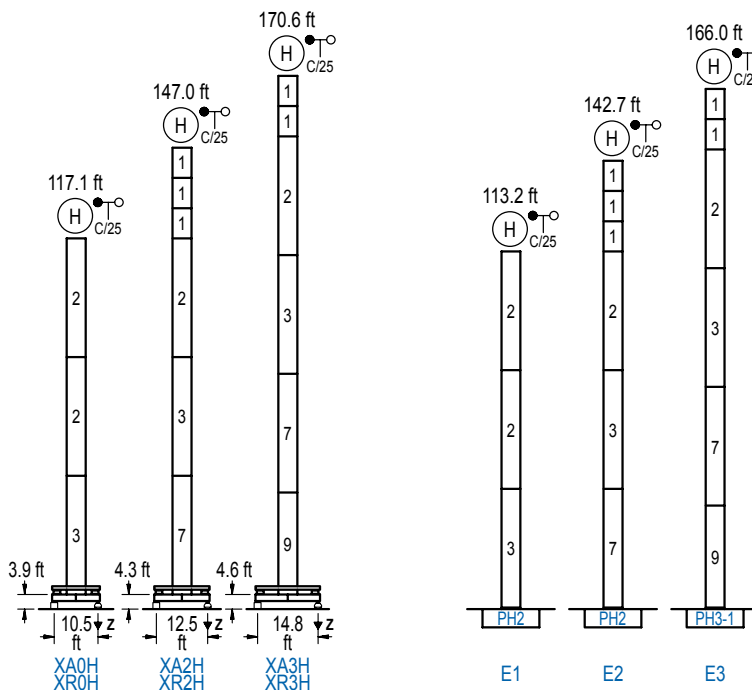
Opcional / Optional / En option / Kaufoption / Opzionale / Опционально

**\***

## ALTURAS BAJO GANCHO

Heights under hook / Hauteurs sous crochet / Hakenhöhen / Altezza sotto gancio / Высота под крюком

∅ 3.9 ft



n°	Ref.	∅	h
1	MH111	3.9	9.8
2	MH114	3.9	38.7
3	MH114A	3.9	38.7
5	MH121	3.9	9.8
7	MH124A	3.9	38.7
9	MT123	3.9	33.1

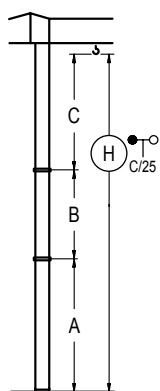
MH114 = 4x MH111 - 0.7 ft

	H = H + 0.7 ft
	H = H
	H = H
	H = H - 0.7 ft

Z máx.	En servicio / In operation / En service / In Betrieb / In servizio / При работе	XR0H..... 77 kip XR2H..... 90 kip XR3H..... 99 kip
	Fuera de servicio / Out of service / Hors service / Ausser Betrieb / Fuori servizio / В стационарном состоянии	XR0H... 108 kip XR2H... 148 kip XR3H... 168 kip

## GRÚA ARRIOSTRADA

Braced crane / Grue à entretoisement / Abgespannter Kran / Gru ancorata / Нарастиваемый кран



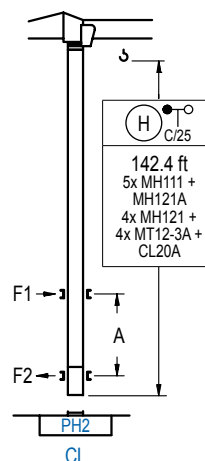
	XA0H	XA2H	XA3H
A max	101.0	130.2	153.9
B max	- 68.9	- 68.9	- 68.9
C max	89.2 89.2	89.2 89.2	89.2 89.2
H max	190.3/259.2	219.5/288.4	243.1/312.0

	E1	E2	E3
A max	97.1	126.0	149.3
B max	- 68.9	- 68.9	- 68.9
C max	89.2 89.2	89.2 89.2	89.2 89.2
H max	186.4/255.2	215.2/284.1	238.5/307.4

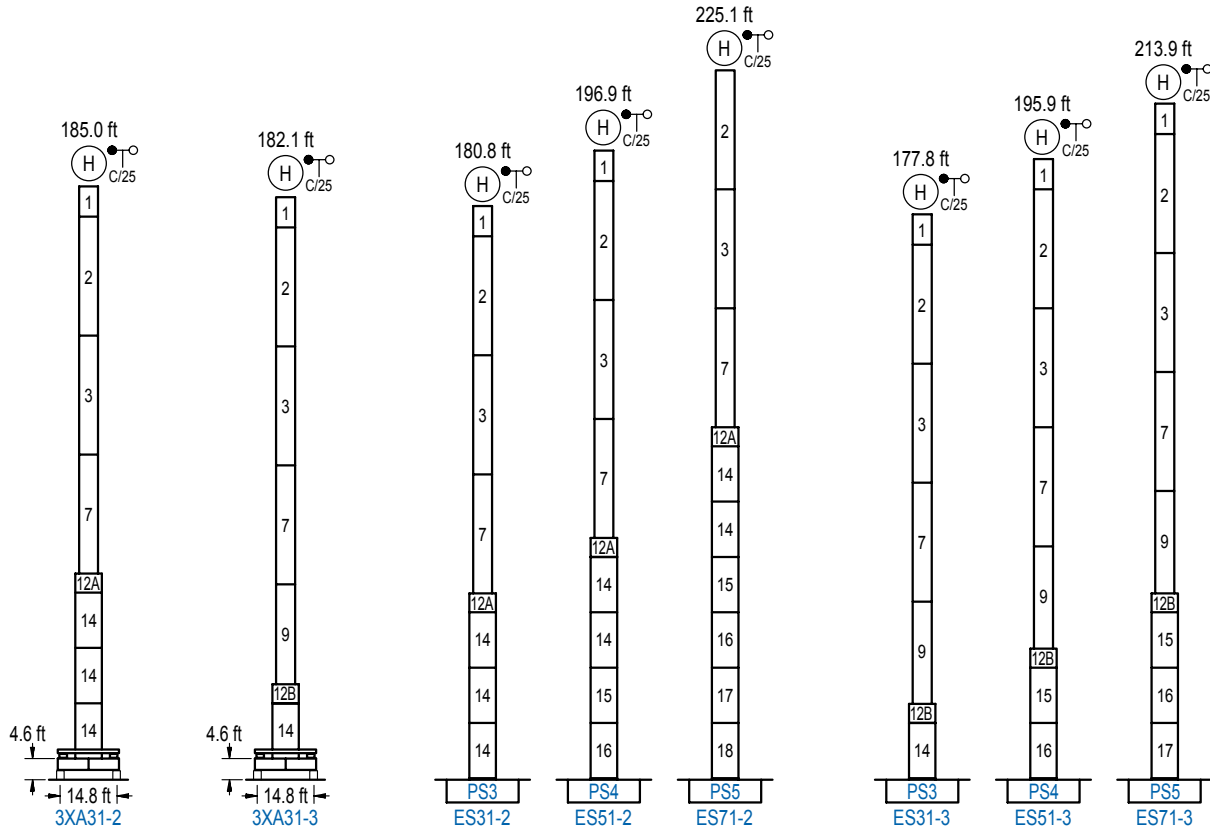
## GRÚA TREPADORA

Internal climbing crane / Grue avec cage de télescopage intérieure / Kran mit klettern im Gebäude / Gru in rampante in cavedio / Кран с самоподъемом



n°	Ref.	∅	h
1	MH111	3.9	9.8
4	MH121A	3.9	9.8
5	MH121	3.9	9.8
10	MT12-3A	3.9	9.5
11	CL20A	3.9	8.5

Otras zonas de viento, alturas superiores, arriostramientos o trepado interno consultar / Other wind zones, additional hook heights, tie frames or internal climbing on request / Autres zones de vent, des hauteurs supplémentaires, entretoisements ou grues avec cage de télescopage intérieure, sur demande / Andere Windzonen, weitere Hakenhöhen, Abspannungen zum Gebäude oder Klettern im Gebäude auf Anfrage / Per zone con velocità del vento particolari, altezze superiori, ancoraggi o rampante in cavedio, consultare il fabbricante / При других ветренных зонах, при большой высоте, привязках к зданию или наращивании крана внутри здания проконсультируйтесь с нами



n°	Ref.	∅	h	n°	Ref.	∅	h	n°	Ref.	∅	h
1	MH111	3.9	9.8	12A	TMS13/PMH12	5.2	3.3	14	S13	5.2	18.0
2	MH114	3.9	38.7	12B	TMS13/PMH13	5.2	3.3	15	TS14	5.2	18.0
3	MH114A	3.9	38.7					16	S14	5.2	18.0
7	MH124A	3.9	38.7					17	TS15	5.2	18.0
9	MT123	3.9	33.1					18	S15	5.2	18.0
MH114 = 4x MH111 - 0.7 ft											

Otras zonas de viento o alturas superiores consultar / Other wind zones or additional hook heights on request / Autres zones de vent ou des hauteurs supplémentaires sur demande / Andere Windzonen oder weitere Hakenhöhen auf Anfrage / Per zone con velocità del vento particolari o altezze superiori consultare il fabbricante / При других ветренных зонах о большой высоте проконсультируйтесь с нами