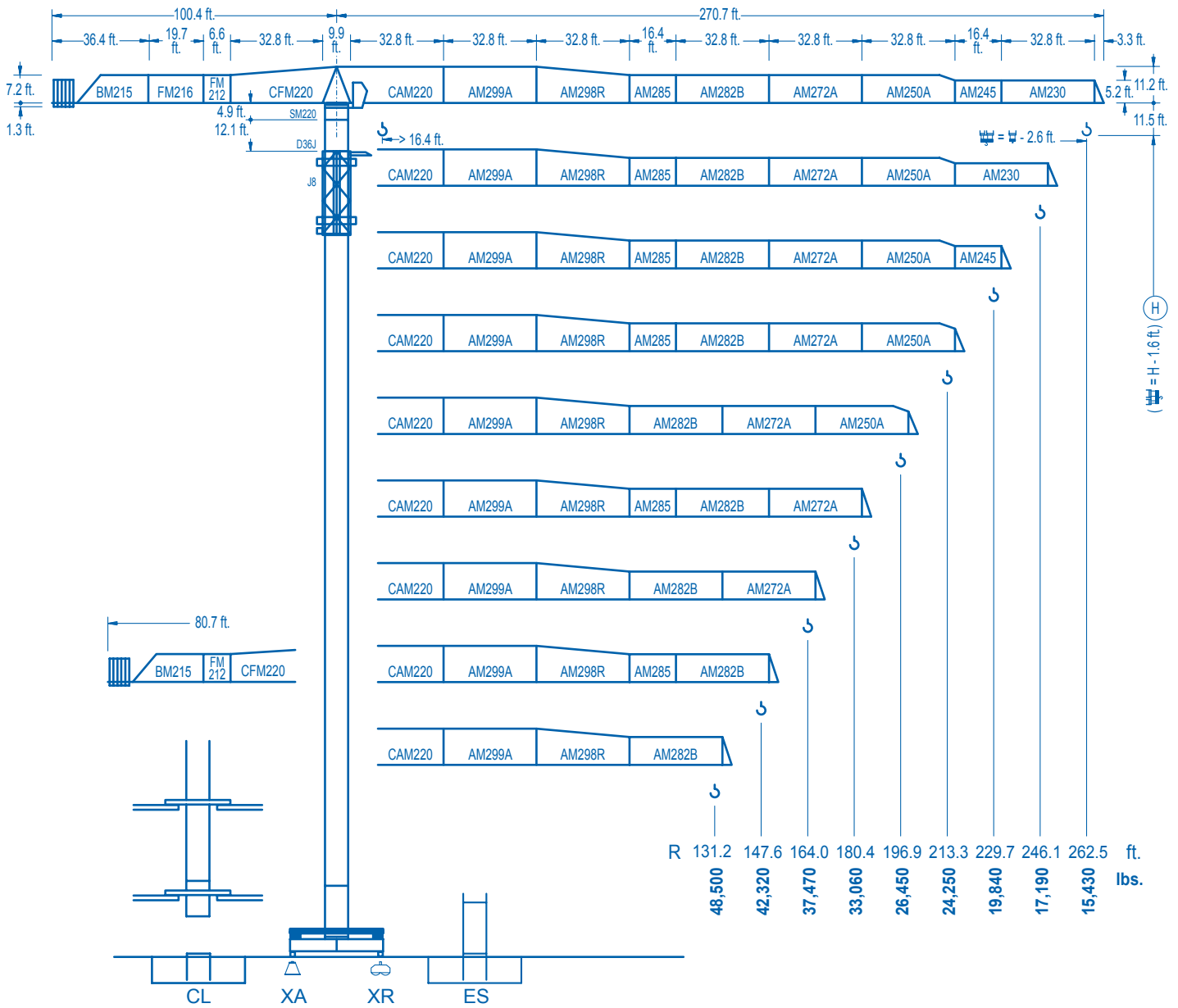


**LINDEN 2100**

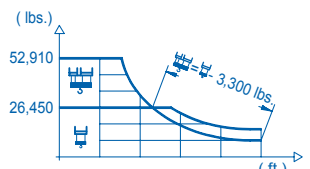
**21 LC 750**

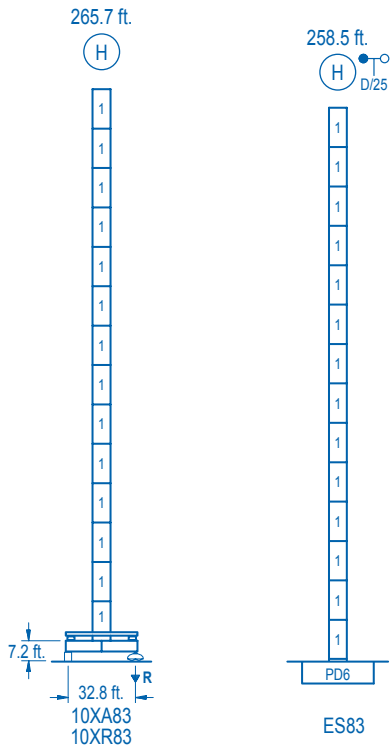
**52,910 lbs.**



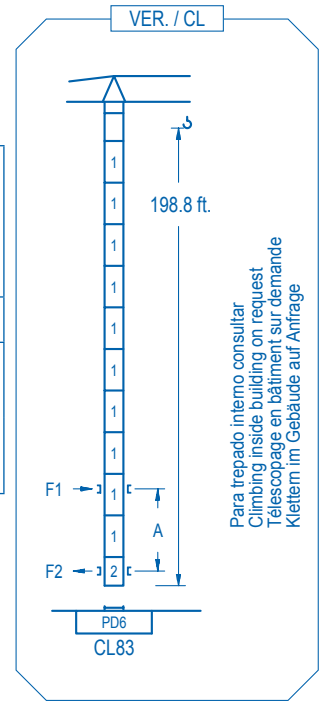
**CE EN 14439 (C/25)**

R (ft.)	R (ft.)										R (ft.)						
262.5	86.6	91.9	98.4	105.0	111.5	118.1	124.7	131.2	150.9	166.3	180.4	196.9	213.3	229.7	246.1	262.5	ft.
	52,910	49,160	45,210	41,790	38,770	36,130	33,750	31,630	26,450	26,450	24,090	21,750	19,790	18,140	16,680	15,430	lbs.
246.1	88.3	91.9	98.4	105.0	111.5	118.1	124.7	131.2	153.9	170.6	180.4	196.9	213.3	229.7	246.1		ft.
	52,910	50,390	46,360	42,850	39,770	37,050	34,630	32,470	26,450	26,450	24,770	22,390	20,390	18,670	17,190		lbs.
229.7		92.2	98.4	105.0	111.5	118.1	124.7	131.2	147.6	161.1	179.5	196.9	213.3	229.7			ft.
		52,910	48,960	45,280	42,060	39,210	36,680	34,410	29,620	26,450	26,450	23,760	21,640	19,840			lbs.
213.3			101.0	105.0	111.5	118.1	124.7	131.2	147.6	164.0	176.8	197.8	213.3				ft.
			52,910	50,480	46,930	43,800	41,000	38,510	33,260	29,120	26,450	26,450	24,250				lbs.
196.9				110.6	118.1	124.7	131.2	147.6	164.0	180.4	196.9						ft.
				52,910	48,940	45,870	43,120	37,360	32,780	29,050	26,450						lbs.
180.4					120.4	124.7	131.2	147.6	164.0	180.4							ft.
					52,910	50,830	47,810	41,510	36,500	33,060							lbs.
164.0						121.1	124.7	131.2	147.6	164.0							ft.
						52,910	51,080	48,060	41,730	37,470							lbs.
147.6							120.1	124.7	131.2	147.6							ft.
							52,910	50,660	47,660	42,320							lbs.
131.2								119.4	124.7	131.2							ft.
								52,910	50,240	48,500							lbs.





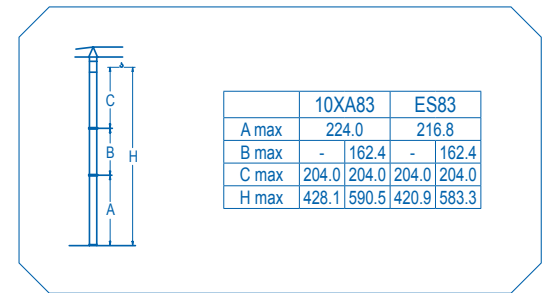
n°	Ref.	h (ft.)
1	D36	8.2
2	CLD36	8.2



Para trepado interno consultar  
Climbing inside building on request  
Télescopage en bâtiment sur demande  
Klettem im Gebäude auf Anfrage

<b>R. máx.</b>	En servicio In operation En service In Betrieb	10XR83..377,870 lbs.	<b>R. máx.</b>	Fuera de servicio Out of service Hors service Ausser Betrieb	10XR83..357,150 lbs.
----------------	---	----------------------	----------------	---	----------------------

Para otras zonas de viento o alturas superiores consultar  
For other wind zones or additional hook heights on request  
Pour d'autres zones de vent ou des hauteurs supplémentaires sur demande  
Für andere Windzonen oder weiteren Hakenhöhen auf Anfrage

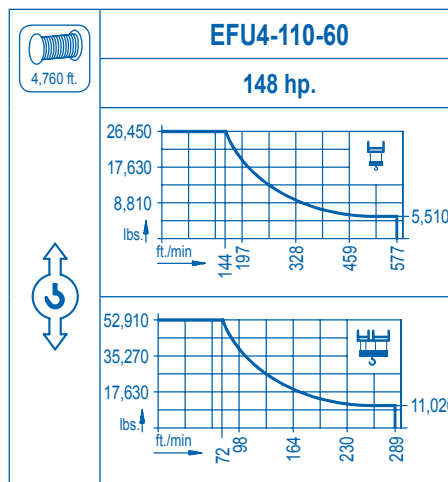


**CFU-13**  
17.4 hp.  
0 ⇄ 246 ft./min

**GR-14**  
4 x 103 ft.lbs.  
0 ⇄ 0,7 rpm

**TRA-10**  
2 x 74 ft.lbs.  
0 ⇄ 78 ft./min

**TRA-10VC** \*  
2 x 74 ft.lbs.  
0 ⇄ 78 ft./min



Tensión de alimentación Operating voltage Tension de service Betriebsspannung	480 V 3 ph 60 Hz
--	------------------------

Opcional Optional En option Kaufoption	*
---	---